

iVi intelligent pendant with fall detection



Battery replacement user guide

Follow the instructions overleaf to replace the battery in your Tunstall fall detector.

Important: Once you have replaced the battery please test by pressing the pendant button on the fall detector and advise the response operator that the battery change has been completed.

For further assistance please contact:




1800 603 377

Tunstall Australasia Pty Ltd t/a Tunstall Healthcare
ABN: 44059 121 863


1/56 Lavarack Ave, Eagle Farm QLD 4009

www.tunstallhealthcare.com.au


STEP 1: Insert the iVi battery replacement key into the back cover of the pendant.



STEP 2: Turn the iVi battery replacement key to open the battery cover (rotate anti-clockwise ↺ to 11 o'clock to open).



STEP 3: Carefully remove the open battery cover and remove the old battery.



STEP 4: Insert the new battery and carefully replace the battery cover on the iVi intelligent pendant (rotate clockwise ↻ to 12 o'clock to close).



For further assistance please contact Tunstall Healthcare Customer Service: **1800 603 377**

Tunstall